



**District Report Card: 2017**


<b>State:</b> Chhattisgarh	<b>District:</b> Kawardha
<b>Class:</b> 8	<b>Subject:</b> Language
<b>Schools:</b> 50	<b>Students:</b> 1341


**Participation/Coverage**


**Students**

<b>GENDER</b> 	Boys		Girls	
	Number	%	Number	%
	641	47.80	700	52.20

<b>AREA</b> 	Rural		Urban	
	Number	%	Number	%
	1287	95.97	54	4.03

<b>CATEGORY</b> 	SC		ST		OBC		GEN	
	Number	%	Number	%	Number	%	Number	%
	281	20.95	225	16.78	807	60.18	28	2.09

<b>CWSN</b> 	LD	VI	HI	S&LD	ID	Oth
	3	2	1	2	0	0

<b>Management</b> 	Government		Government-aided	
	Number	%	Number	%
	1341	100.00	0	0.00

**Average Performance of Students in Language (%)**

Overall	Gender		Area		Management		Social Group			
	Male	Female	Rural	Urban	Govt.	Aided	SC	ST	OBC	GEN
56.88	57.20	56.59	57.05	52.96	56.88	0.00	54.90	48.36	59.70	64.05

### Performance on Learning Outcomes (LOs)

Learning Outcomes	Description	Average Performance(%)
L813	Read textual/non-textual materials with comprehension and identifies the details, characters, main idea and sequence of ideas and events while reading	56.88

Range of Performance of Students who Answered Correctly							
Below 30%		30% - 50%		50% - 75%		Above 75%	
Number	%	Number	%	Number	%	Number	%
197	14.69	317	23.64	523	39.00	304	22.67

### Lowest Performing Learning Outcomes (LOs)

1 - Read textual/non-textual materials with comprehension and identifies the details, characters, main idea and sequence of ideas and events while reading (56.88)